



REAR DRIVE

1.25-1.5 t

G Series Three Wheel AC Electric Forklift Truck(Rear Drive)

STANDARD EQUIPMENT

- Wide view duplex mast
- Standard fork
- Ⅱ (II) fork carriage
- Fork bracket
- Control valve
- Battery group
- Standard seat
- Overhead guard
- Overhead guard raincoat
- Super-elastic tyre
- Traction bar
- Relevant tools

OPTIONS AND ATTACHMENTS

- Carrying ram
- Load stabilizer
- Widened fork carriage
- Longer forks
- lifting hook
- Crane boom
- Load ejector
- Dumping fork
- Fork extended cover
- Rotating flat holding clip
- Side shifter
- Roll Clamp
- Auxiliary hydraulic valve components
- Beacons
- Tilt cylinder jacket
- Colored tires (white/green)
- Rear work light
- Wide view full 2/3-stage mast
- Steel fence
- User can specify the color
- Multi-purpose barrels clamp

AUTHORIZED DEALER

© 2016 Heli copyright Catalog No 2016 05 HELI P181



ANHUI HELI CO., LTD.

ADD: NO.888 Fangxing Street, Economic Development Zone, Heli, P.R.China
 TEL: (86 551)63639068, 63639258, 63639358, 63662105
 FAX: (86 551)63639666
 WEBSITE: <http://www.helichina.net>
 Email: heli@helichina.net

* Details of specifications and equipment are based on information available at time of printing and may change without notice.



REAR DRIVE
1.25-1.5 t
 G Series Three Wheel AC Electric Forklift Truck(Rear Drive)


G series / INTELLIGENT ENVIRONMENT-FRIENDLY

HELI
 LIFTING THE FUTURE

25 YEARS 100% FORKLIIFT MANUFACTURER AND SALES IN CHINA FOR CONSECUTIVE 25 YEARS

G 1.25-1.5t G Series Three Wheel AC Electric Forklift Truck(Rear Drive)

Newly designed wide-view mast



The newly designed wide-view mast enlarges operators' view effectively and reduce the blind area to provide a clearer vision.

Compact structure



The truck structure is compact, small, suitable for operation in narrow area.

Excellent maintenance performance



The lifting and Driving with the AC motor, Front axle with wet brake, free maintenance.

High efficient loading / unloading performance

The newly designed hydraulic system and hydro-cylinder is to provide more efficient loading /unloading performance.

↑33% THE MAXIMUM LIFTING SPEED WITHOUT LOAD IS INCREASED BY 33%
↑16.7% THE MAXIMUM LIFTING SPEED WITH LOAD IS INCREASED BY 16.7%




- ✓ New low-speed & high-torque lifting motor
- ✓ Lifting controller
- ✓ New low-noise gear pump with differential tooth technology
- ✓ New dynamic load sensing technology in hydraulic system

Comfortable operator space



More intelligent performance



- ✓ AC traction controller
- ✓ AC lifting controller
- ✓ Emergency power shut-down
- ✓ Controller self-protecting
- ✓ Standard CAN BUS
- ✓ Self-braking on ramp
- ✓ Preventing disordered operating
- ✓ Operator presence sensing system

New drive system

The wonderful combination of AC drive motor and Large ratio gearbox fully enhance the performance of driving. With the use of the renewable energy technology, the forklift is more efficient and energy-saving.

↑33% THE MAXIMUM DRIVING SPEED WITH LOAD IS INCREASED BY 33%
↑13.6% THE MAXIMUM DRIVING SPEED WITHOUT LOAD IS INCREASED BY 13.6%



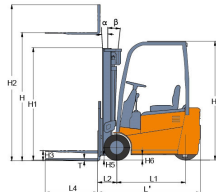


1.25-1.5t

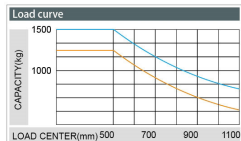
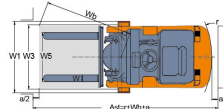
G Series Three Wheel AC Electric Forklift Truck(Rear Drive)

Manufacturer's Data and Design Characteristics					
Characteristics					
1.01	Manufacturer's Name			HELI	
1.02	Model Designation	CPD13SH	CPD15SH		
1.03	Configuration Number	Q	kg	GA1/GA2/GA3	GB2
1.04	Load Capacity	c	mm	1250	1500
1.05	Load Center			500	500
1.06	Power Type			Battery	Battery
1.07	Operator Type			Seated	Seated
1.08	Wheelbase	L1	mm	1146	1200
Wheels & Tyres					
2.01	Tyre Type			Superelastic	Superelastic
2.02	Number of Wheels (x=driven) ,front/rear			2/1x	2/1x
2.03	Height with mast Extended	W3	mm	840 (910*)	840 (910*)
2.04	Tread(centre of tyre),front	W2	mm	-	-
2.05	Tyre Size, Front			18×7-8	18×7-8
2.06	Tyre Size, Rear			18×7-8	18×7-8
Dimensions					
3.01	Load Distance	L2	mm	330	330
3.02	Mast Tilt Angle,F/R	α/β	-	3/6	3/6
3.03	Height with Mast Lowered	H1	mm	1955	1955
3.04	Free Lift	H3	mm	110	110
3.05	Standard Lift Height	H	mm	3000	3000
3.06	Height with Mast Extended	H2	mm	4008	4008
3.07	Overhead Guard Height	H4	mm	2080	2080
3.08	Fork Size T×W×L	T×W×L	mm	35×100×920	35×100×920
3.09	Fork Carriage to DIN 15173 A/B			2A	2A
3.10	Length to fork face	L'	mm	1743	1797
3.11	Overall Width	W1	mm	990 (1060*)	990 (1060*)
3.12	Outside Turning Radius	r	mm	1413	1467
3.13	Ground Clearance at mast ,Loaded	H5	mm	90	90
3.14	Ground Clearance at centre of wheelbase ,Loaded	H6	mm	100	100
3.15	Right angle stacking axle width (Fillet size 100x100mm , clearance)	Ast	mm	3034	3088
3.16	Right angle stacking axle width (Fillet size 120x100mm , clearance 200mm)	Ast	mm	3257	3311
3.17	Lateral Fork Adjustment (Outside of Forks) Max./Min.	W5	mm	920/200	920/200
Performances					
4.01	Travel Speed,with/without load	km/h		12/12.5	12/12.5
4.02	Lifting Speed,with/without load	m/s		290/480	280/480
4.03	Lowering Speed,with/without load	m/s		550/450	550/450
4.04	Gradient performance, with/without load	%		13/20	8/14
4.05	Max. draw bar pull with load	N		7400	7400
4.06	Acceleration time (10 metres) W/O load	s		4.7/5.0	4.7/5.0
Weight					
5.01	Total Approximate Weight(W/O battery)	kg		2684/2119	2897/2237
5.02	Axle Loading: Unloaded,Front/Rear	kg		1196/1488	1252/1645
5.03	Axle Loading: Loaded,Front/Rear	kg		3352/582	3790/607
Battery					
6.01	Battery Voltage/rated capacity K_2 (min/max)	V/Ah		24/630 (630/875)	24/720 (720/1000)
6.02	battery weight (min/max)	kg		570 (570/730)	660 (650/750)
6.03	Battery to DIN 43531/35/36/A/B/C			43535A	43535A
Motor & Controller					
7.01	Drive Motor - 60 Min. Rating	kW		5	4.2
7.02	Pump Motor - 15 Min. Rating	kW		6.2	6.2
7.03	Drive Motor Control Method			MOSFET/AC	MOSFET/AC
7.04	Pump Motor Control Method			MOSFET/AC	MOSFET/AC
7.05	Service Brake/Parking Brake			Hydraulic/Mechanical	Hydraulic/Mechanical
7.06	Relief Pressure	Mpa		14.5	17.5

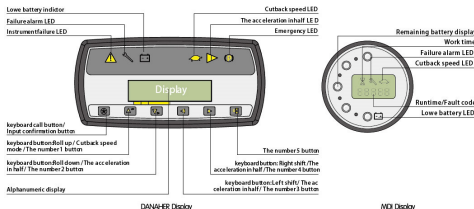
Note: *Stands for widened carbody,3-stage mast Stands for widened carbody,the width is 1000mm.



As: Right angle stacking axle width a Clearance,200mm



Note: The vertical axis stands for load capacity and the horizontal axis stands for load center which is calculated from the front surface of the forks to the gravity of the standard load. The standard load means a cubic with 1000mm edge length. When mast is tilted forward, using non-standard forks or loading large goods, the load capacity will be reduced. The load capacity of standard mast at different load center can be known from this load chart.



BATTERY			
Model	Compartment size		Battery Specifications
	WDxLxGxHT	Size	Standard
CPD15SH	844*489*655	830*489*627	DIN 43535A
CPD13SH	844*445*655	830*435*627	DIN 43535A

WIDE VIEW MAST					
Mast model	Max lift height (mm)	Capacity at 500mm load center (kg)		Height with mast lowered(mm)	Tilt Angle (w/ β) (°)
		CPD13SH-GB2	CPD15SH-GA1/GA2/GA3/GB2		
M200	2000	1250	1500	1.25-1.5t	1455
M250	2500	1250	1500		1705
M300	3000	1250	1500		1965
M350	3500	1250	1500		2105
M370	3700	1250	1500		2305
M400	4000	1250	1450		2505
M425	4250	1250	1350		2630
M450	4500	1250	1250		2755
M500	5000	1150	1150		3005

WIDE VIEW FULL FREE 2-STAGE MAST							
Mast model	Max lift height (mm)	Capacity at 500mm load center (kg)		Height with mast lowered (mm)	Free W/(W/STD) (locks)6 (mm)	Free W/(W/STD) (locks)6 (mm)	Tilt Angle (w/ β) (°)
		CPD13SH-GB2	CPD15SH-GA1/GA2/GA3/GB2				
ZM200	2000	1250	1500	1475	425	1.25-1.5t	825
ZM250	2500	1250	1500	1725	675		1075
ZM300	3000	1250	1500	1975	925		1375
ZM330	3300	1250	1500	2125	1075		1475
ZM350	3500	1250	1500	2225	1175		1575
ZM370	3700	1250	1500	2325	1275		1675
ZM400	4000	1250	1450	2525	1475		1875

WIDE VIEW FULL FREE 3-STAGE MAST							
Mast model	Max lift height (mm)	Capacity at 500mm load center (kg)		Height with mast lowered (mm)	Free W/(W/STD) (locks)6 (mm)	Free W/(W/STD) (locks)6 (mm)	Tilt Angle (w/ β) (°)
		CPD13SH-GB2	CPD15SH-GA1/GA2/GA3/GB2				
ZSM360	ZSM360	1250	1500	1720	640	1.25-1.5t	1050
ZSM400	ZSM400	1250	1500	1855	775		1185
ZSM435	ZSM435	1250	1500	1970	890		1300
ZSM450	ZSM450	1250	1450	2020	940		1350
ZSM470	ZSM470	1200	1450	2090	1010		1420
ZSM480	ZSM480	1200	1450	2120	1040		1450
ZSM500	ZSM500	1150	1400	2225	1145		1555
ZSM540	ZSM540	1100	1350	2375	1295		1705
ZSM600	ZSM600	900	1000	2595	1515		1925



Renewable energy technologies

With the use of the excellent load-sensing steering system and AC controlling renewable energy technology, the forklift is more energy-saving and the working hour of the battery is extended by 15%.

↑15%
THE PERFORMANCE OF BATTERY INCREASES